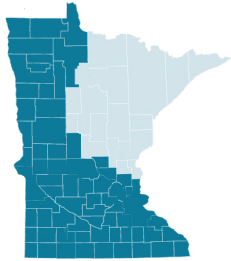


# Minnesota Immigrant Contributions

# 8th Congressional District



Minnesota's Eighth Congressional District comprises these counties in whole or in part: Aitkin, Beltrami, Carlton, Cass, Chisago, Cook, Crow Wing, Hubbard, Isanti, Itasca, Kanabec, Koochiching, Lake, Mille Lacs, Morrison, Pine, St. Louis, Wadena.

Total Population **662,686**

## Demographic Snapshot of Immigrants in the Eighth Congressional District

Total Foreign-Born Population **11,296**

2 percent of the population is foreign-born



55 percent of the foreign-born are naturalized citizens



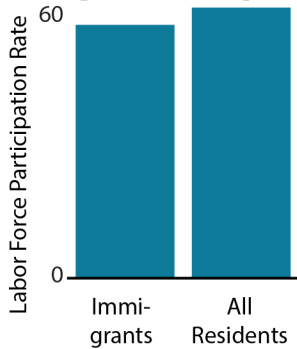
30 percent of immigrants have a 4-year college degree or higher, just higher than the rate of 22 percent for all Eighth District Minnesotans.



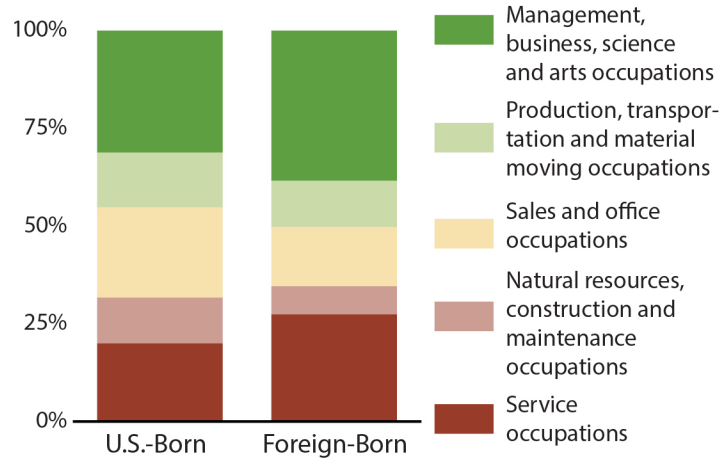
3 percent of U.S.-born citizen children live in immigrant families.



## Immigrants help drive the economy.



58 percent of immigrants in the Eighth District are in the labor force, similar to the rate for all adults in the district.



Immigrants work in many occupations, and are more concentrated in both the lowest- and highest-wage occupations than U.S.-born workers.

**\$41,830** median household income for immigrants.

**\$50,464** median household income for all households.

## Immigrants are important voices for our future.

**5,494** Naturalized citizen voting age population

Many immigrants in this district have high levels of education and work in high-wage occupations, but just as many are working in low-wage occupations, suggesting very different but important contributions to the economy.

See immigrant contributions for all Minnesota Congressional Districts at [www.mnbudgetproject.org/immigration](http://www.mnbudgetproject.org/immigration)

Minnesota Budget Project Analysis of U.S. Census American Community Survey 2011-2015 data