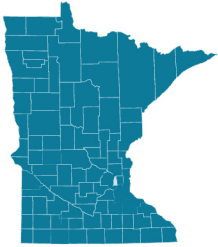


# Minnesota Immigrant Contributions

# 5th Congressional District



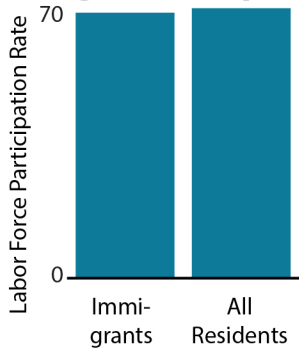
Minnesota's Fifth Congressional District comprises these counties in whole or in part: Anoka, Hennepin, Ramsey

Total Population **687,435**

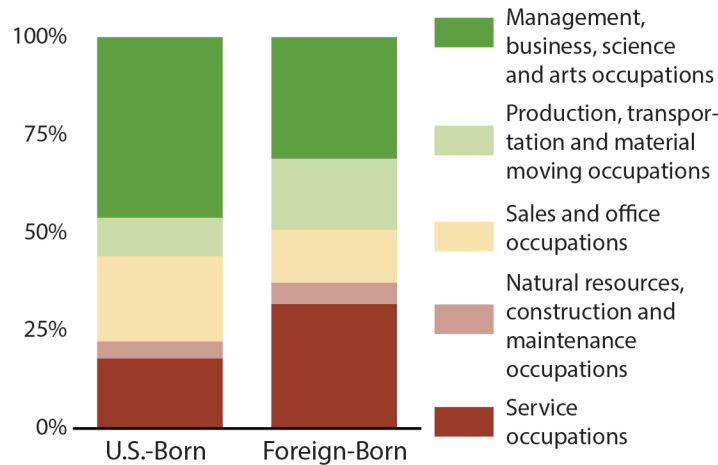
## Demographic Snapshot of Immigrants in the Fifth Congressional District

Total Foreign-Born Population **101,887**

### Immigrants help drive the economy.



71 percent of immigrants in the Fifth District are in the labor force, similar to the rate for all adults in the district.



Immigrants work in many occupations, both low- and high-wage, but are more likely to work in the lowest-wage occupations than U.S.-born workers.

**\$37,282** median household income for immigrants.

**\$53,964** median household income for all households.

15 percent of the population is foreign-born



43 percent of the foreign-born are naturalized citizens



28 percent of immigrants have a 4-year college degree or higher, lower than the rate of 44 percent for all Fifth District Minnesotans.



31 percent of U.S.-born citizen children live in immigrant families.



### Immigrants are important voices for our future.

**40,837** Naturalized citizen voting age population

### Immigrants are working at a high rate and are filling important jobs in this district's economy.

See immigrant contributions for all Minnesota Congressional Districts at [www.mnbudgetproject.org/immigration](http://www.mnbudgetproject.org/immigration)

Minnesota Budget Project Analysis of U.S. Census American Community Survey 2011-2015 data