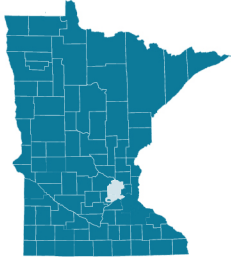


# Minnesota Immigrant Contributions

# 3rd Congressional District



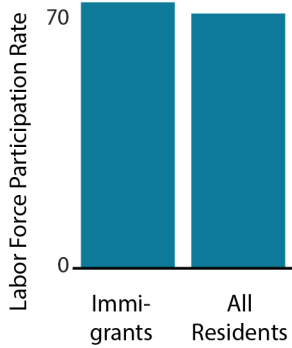
Minnesota's Third Congressional District comprises these counties in whole or in part: Anoka, Carver, Hennepin.

Total Population **688,465**

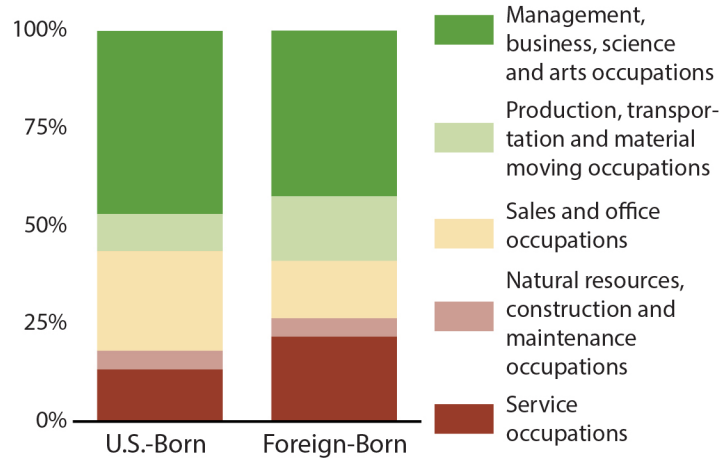
## Demographic Snapshot of Immigrants in the Third Congressional District

Total Foreign-Born Population **75,250**

### Immigrants help drive the economy.



75 percent of immigrants in the Third District are in the labor force, a slightly higher rate than for all adults in the district.



Immigrants work in many occupations, both low- and high-wage, but are slightly more likely to work in the lowest-wage occupations.

**\$69,434** median household income for immigrants.

**\$79,517** median household income for all households.

11 percent of the population is foreign-born



53 percent of the foreign-born are naturalized citizens



43 percent of immigrants have a 4-year college degree or higher, which is high but lower than the rate of 47 percent for all Third District Minnesotans.



20 percent of U.S.-born citizen children live in immigrant families.



### Immigrants are important voices for our future.

**36,871** Naturalized citizen voting age population

### A high workforce participation rate and high median income show that immigrants are contributing greatly to this district's economy.

See immigrant contributions for all Minnesota Congressional Districts at [www.mnbudgetproject.org/immigration](http://www.mnbudgetproject.org/immigration)

Minnesota Budget Project Analysis of U.S. Census American Community Survey 2011-2015 data