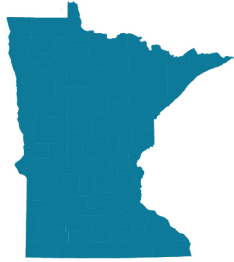


# Minnesota Immigrant Contributions



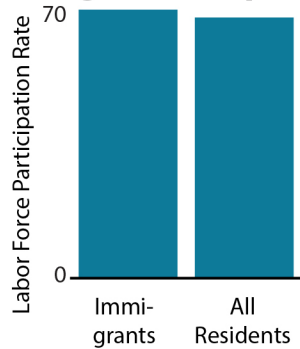
Minnesota is divided into eight Congressional Districts and includes 87 counties.

Total Population **5,419,171**

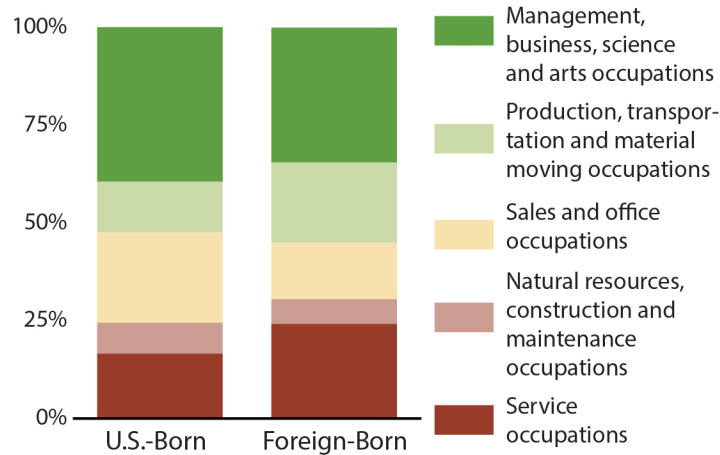
## Demographic Snapshot of Immigrants in Minnesota

Total Foreign-Born Population **418,676**

### Immigrants help drive the economy.



72 percent of immigrants in the state are in the labor force, a bit higher than the rate for all adults in the state.



Immigrants work in many occupations, both low- and high-wage, but are more likely to work in the lowest-wage occupations than U.S.-born workers.

**\$49,156** median household income for immigrants.

**\$61,492** median household income for all households.

8 percent of the population is foreign-born



49 percent of the foreign-born are naturalized citizens



33 percent of immigrants have a 4-year college degree or higher, about the same rate as for all Minnesotans.



15 percent of U.S.-born citizen children live in immigrant families.



### Immigrants are important voices for our future.

**186,388** Naturalized citizen voting age population

Many immigrants in the state have high levels of education and work in high-wage occupations, but just as many are working in low-wage occupations, suggesting very different but important contributions to the economy.

See immigrant contributions for all Minnesota Congressional Districts at [www.mnbudgetproject.org/immigration](http://www.mnbudgetproject.org/immigration)

Minnesota Budget Project Analysis of U.S. Census American Community Survey 2011-2015 data